









47-E-W-4
Option 3
Board Approved



-  ES
-  ES Zones 2022-23
-  Hydro

Proposed

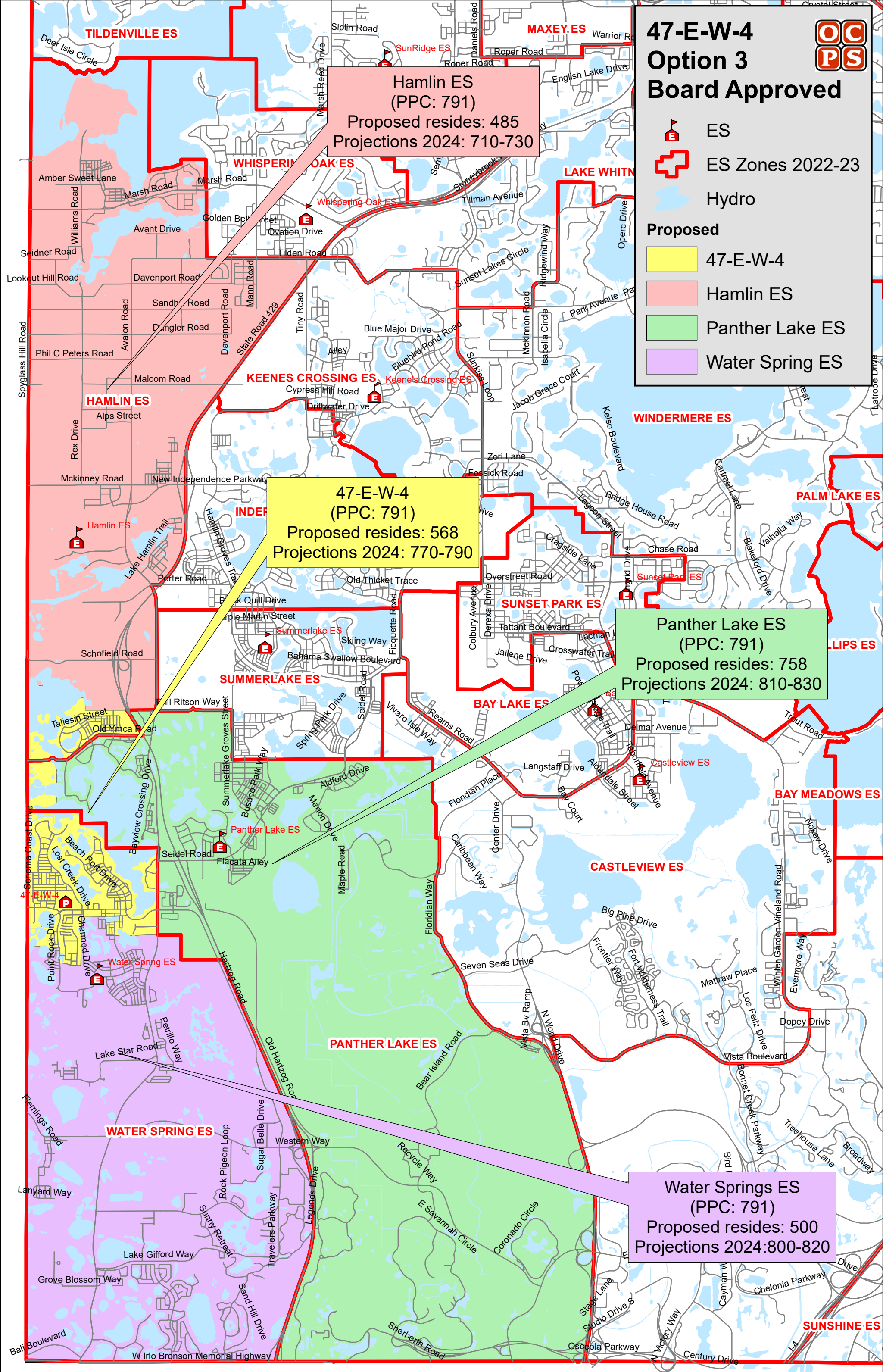
-  47-E-W-4
-  Hamlin ES
-  Panther Lake ES
-  Water Spring ES

Hamlin ES
 (PPC: 791)
 Proposed resides: 485
 Projections 2024: 710-730

47-E-W-4
 (PPC: 791)
 Proposed resides: 568
 Projections 2024: 770-790

Panther Lake ES
 (PPC: 791)
 Proposed resides: 758
 Projections 2024: 810-830

Water Springs ES
 (PPC: 791)
 Proposed resides: 500
 Projections 2024: 800-820





47-E-W-4 Rezoning Option 3 Board Approved

School (Program Capacity)	Enrollment 2/15/2022 (%W/B/O) (%Non-H/H)	Current Number of Students Residing	Proposed Resides* (%W/B/O) (%Non-H/H) (Projected Students 2024)	FARMS	ESE	ELL
				C: Current P: Proposed	C: Current P: Proposed	C: Current P: Proposed
47-E-W-4 (791)	N/A	N/A	568 (84/7/9) (53/47) (770-790)	C: N/A P: 18%	C: N/A P: 8%	C: N/A P: 21%
Hamlin ES (791)	N/A	620	485 (79/6/15) (73/27) (710-730)	C: 12% P: 13%	C: 9% P: 9%	C: 12% P: 9%
Panther Lake ES (791)	N/A	758	758 (81/8/11) (61/39) (810-830)	C: 13% P: 13%	C: 8% P: 8%	C: 19% P: 19%
Water Spring ES (791)	1,290 (82/6/12) (56/44)	933	500 (81/9/10) (55/45) (800-820)	C: 25% P: 28%	C: 8% P: 8%	C: 20% P: 20%
(3,164)	Total 1,290	Total 2,311	Total 2,311			

FARMS, ESE, & ELL numbers reflect students currently residing in these school zones

*Geo-coded students for the 2021-22 school year